

# WAVE



The Wave model not only has an exclusive exterior design; the Spa's interior has been designed to offer the user maximum mobility, it is smoothly shaped and offers different tub depths. This feature offers the bather countless options inside the Spa: they can sit down, lie down and find their favourite position while enjoying a high-quality massage.

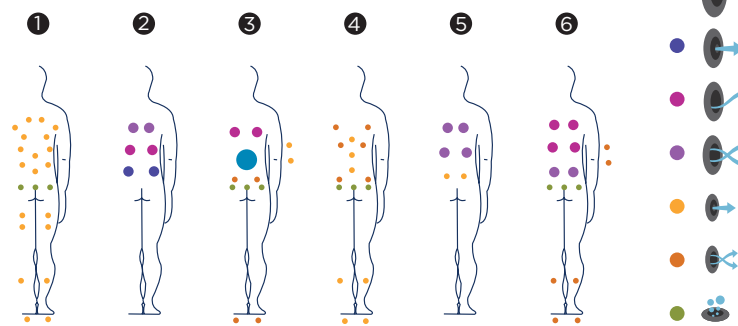
**Positions:** 6

**Measures:** 233 x 233 x 90



Optional:

- SILENT PUMP
- ENERGY SAVING COVER
- Ecospa
- reilax IMPACTSYSTEM
- HIGH PERFORMANCE WATERCARE
- COLOR SENSE
- ULTRAVIOLET TREATMENT
- PURELINE LIGHTING
- Aroma therapy
- METALLIC structure
- BCN DESIGN
- NORDIC INSULATION SYSTEM
- FLEXIBLE MASSAGE
- WIFI Touch Panel
- Surround Bluetooth AUDIO





ref: 65301

## Technical specifications

|                            |                |
|----------------------------|----------------|
| Measures ( ±2cm)           | 233 x 233 x 90 |
| Positions (seats/loungers) | 6 (6 / -)      |
| Water capacity (l)         | 1180           |
| Weight (empty/full) (kg)   | 536 / 1.716    |

|                 |                        |
|-----------------|------------------------|
| Cabinet coating | Solid Surface + Enigma |
| Without cabinet | Optional               |
| Acrylic colours | 44 / 27 / 59 / 18 / 64 |

| FEATURES                     |           |
|------------------------------|-----------|
| Total Massage Points         | <b>78</b> |
| High Pressure Micro-Massage  | 34        |
| Circular Anti-Stress Massage | 32        |
| Relax Impact System Nozzles  | 12        |
| Stainless Steel Nozzles      | •         |
| Headrests                    | -         |
| Digital Control Panel        | •         |
| Ultraviolet Treatment        | •         |
| Galvanised Metal Structure   | •         |
| ABS Base                     | •         |
| Energy Saving Cover          | •         |
| EcoSpa                       | •         |
| Nordic Insulation System     | Optional  |

| FINISHES                      |  |
|-------------------------------|--|
| Colour Sense                  | 2 LED+24 MiniLED+illuminated accessories |
| Pure Line Lighting            | •  |
| Bluetooth Surround Sound      | Optional                                 |
| Woodermax Cabinet             | -  |
| Design Line                   | -  |
| Aromatherapy                  | •  |
| Programmable WiFi Touch Panel | Optional                                 |
| Flexible Massage              | Optional ref. 65302                      |


| MASSAGE PUMPS     |                    |
|-------------------|--------------------|
| Water Massage     | 2 x 2.200 W / 3 HP |
| Relax Impact Pump | 1.150 W            |

| FILTRATION AND HEATING |           |
|------------------------|-----------|
| Recirculation pump     | 250 W     |
| Water heater           | 3.000 W   |
| Type of filter         | Cartridge |

| POWER SUPPLY                               |                   |
|--|-------------------|
| Power requirement LOW AMP (W)/(A) to 230 V | 6.000 W / 25,9 A  |
| Voltage                                    | 230 V / 400 V III |

### Shell finishes

#### Acrylic colors



44 White



27 Winter Solstice



59 Sterling




18 Sand



64 Pearl Shadow

### Furniture finishes



Solid Surface

### Accessories

**AQUAVIA**  
SPA



*WALNUT step  
(or GRAPHITE model)*



*Aromatherapy kit refills*



*Water care*

According to our policy of constant evolution, we reserve the right to modify the specifications in part or in whole without forewarning.

# WAVE



Le modèle Wave ne dispose pas seulement d'un design extérieur unique. La cuve de ce spa est conçue pour offrir à l'utilisateur une grande liberté de mouvement, par la recherche de formes douces et différents niveaux de profondeur. Grâce à cette caractéristique, l'utilisateur dispose d'un panel infini de possibilités à l'intérieur du spa : il peut s'y asseoir, s'allonger ou adopter sa position favorite tout en profitant d'un massage de haute qualité.

**Positions:** 6

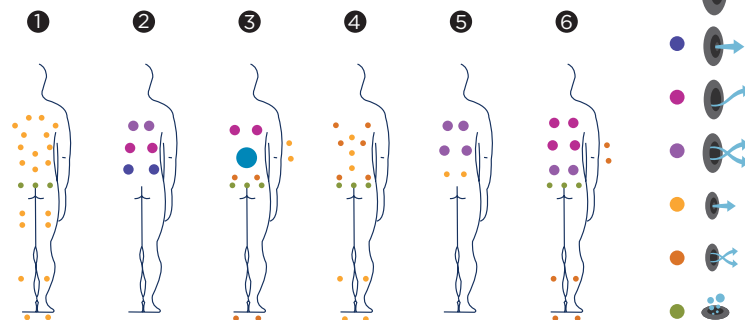
**Dimensions:** 233 x 233 x 90



|  |  |  |
|--|--|--|
|  |  |  |
|  |  |  |
|  |  |  |
|  |  |  |

Option:

|  |  |  |  |
|--|--|--|--|
|  |  |  |  |
|--|--|--|--|





ref: 65301

## Caractéristiques techniques

|                                 |                |
|---------------------------------|----------------|
| Dimensions ( ±2cm)              | 233 x 233 x 90 |
| Positions (assises / allongées) | 6 (6 / -)      |
| Volume Eau (l)                  | 1.180          |
| Poids (vide/plein) (kg)         | 536 / 1.716    |

|                                     |                        |
|-------------------------------------|------------------------|
| Type de Revêtement Meuble Extérieur | Solid Surface + Enigma |
| Sans habillage                      | Option                 |
| Couleurs Acryliques                 | 44 / 27 / 59 / 18 / 64 |

| PRESTATIONS                      |           |
|----------------------------------|-----------|
| Total Points de Massage          | <b>78</b> |
| Micro Massage Localisé Pressions | 34        |
| Massage Rotatif Anti-tension     | 32        |
| Buses Relax Impact System        | 12        |
| Jets/Buses Inoxydable            | •         |
| Appuie-tête                      | -         |
| Panneau de Commande Numérique    | •         |
| Ultraviolet Treatment UV         | •         |
| Structure Métal Galvanisé        | •         |
| Base ABS                         | •         |
| Energy Saving Cover              | •         |
| EcoSpa                           | •         |
| Nordic Insulation System         | Option    |

| DIVERTISSEMENT                |   |
|-------------------------------|---|
| Colour Sense                  | 2 LED + 24 MiniLED + Accessoires éclairés |
| Pure Line Lighting            | •   |
| Surround Bluetooth Audio      | Option                                    |
| Mueble Woodermax              | -   |
| Design Line                   | -   |
| Aromatherapy                  | •   |
| Touch Panel Programmable Wifi | Option                                    |
| Flexible Massage              | Option ref. 65302                         |


| POMPE DE MASSAGE  |                    |
|-------------------|--------------------|
| Massage d'eau     | 2 x 2.200 W / 3 CV |
| Relax Impact Pump | 1.150 W            |

| FILTRATION ET CHAUFFAGE |           |
|-------------------------|-----------|
| Pompe de recirculation  | 250 W     |
| Chauffage d'eau         | 3.000 W   |
| Type de filtre          | Cartouche |

| COURANT ÉLECTRIQUE                         |                   |
|--|-------------------|
| Puissance maximale LOW AMP (W) / (A) 230 V | 6.000 W / 25,9 A  |
| Tension                                    | 230 V / 400 V III |

### Matériel des Spas

#### Couleurs Acrylique



44 Blanc



27 Winter Solstice



59 Sterling




18 Sand



64 Pearl Shadow

### Bois des Spas



Solid Surface

### Accessories



*Escalier NOYER  
(ou GRAPHITE modèle)*



*Kit Recharge Aromathérapie*



*Kit de désinfection*

Dans le cadre de notre politique d'améliorations constantes, nous nous réservons le droit de modifier/d'amender nos spécifications n'importe quand et sans aucun préavis.

# WAVE



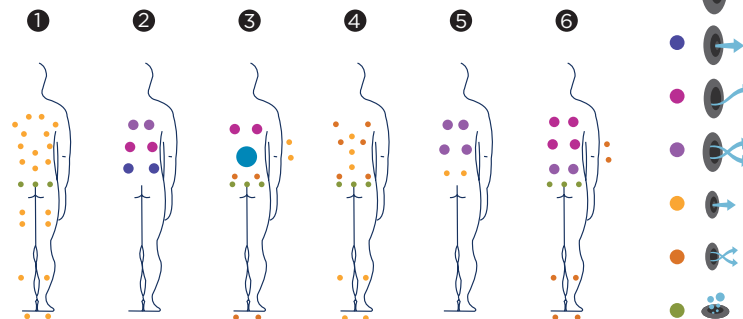
Das Modell Wave verfügt nicht nur außen über ein exklusives Design. Das Innere des Whirlpools wurde so entworfen, dass es den Benutzern ein Höchstmaß an Bewegungsfreiheit lässt. Dabei wurden sanfte Formen und verschiedene Badetiefen gewählt. So haben Badende im Inneren des Whirlpools unzählige Möglichkeiten. Während sie eine hochwertige Massage genießen, können sie sich hinsetzen oder -legen und so die bequemste Position suchen.

**Positionen:** 6

**Dimensionen:** 233 x 233 x 90



|                  |  |  |
|------------------|--|--|
|                  |  |  |
|                  |  |  |
|                  |  |  |
| <b>Optional:</b> |  |  |
|                  |  |  |
|                  |  |  |





ref: 65301

**Ausstattung**

|                             |                |
|-----------------------------|----------------|
| Dimensionen ( ±2cm)         | 233 x 233 x 90 |
| Positionen (Sitze/Liege)    | 6 (6 / -)      |
| Wasservolumen (l)           | 1.180          |
| Gewicht (leer/befüllt) (kg) | 536 / 1.716    |

|                             |                        |
|-----------------------------|------------------------|
| Verkleidungstyp Außenrahmen | Solid Surface + Enigma |
| Metallrahmen                | Option                 |
| Acrylfarben*                | 44 / 27 / 59 / 18 / 64 |

| LEISTUNGEN                         |           |
|------------------------------------|-----------|
| Massagepunkte gesamt               | <b>78</b> |
| Örtliche Druck-Mikromassage        | 34        |
| Kreisende spannungslösende Massage | 32        |
| Düsen Relax Impact System          | 12        |
| Düsen Edelstahl                    | •         |
| Kopfstützen                        | -         |
| Digitales Bedienfeld               | •         |
| Ultraviolet Treatment UV           | •         |
| Verzinkter Metallrahmen            | •         |
| ABS-Platte                         | •         |
| Thermoabdeckung                    | •         |
| EcoSpa                             | •         |
| Nordic Insulation System           | Option    |

| UNTERHALTUNG                      |                                      |
|-----------------------------------|--------------------------------------|
| Colour Sense                      | 2 LED+24 MiniLED+Beleuchtungszubehör |
| Pure Line Lighting                | •                                    |
| Surround Bluetooth Audio          | Option                               |
| Woodermax Verkleidung             | -                                    |
| Design Line                       | -                                    |
| Aromatherapie                     | •                                    |
| Programmierbares Touch Panel Wifi | Option                               |
| Flexible Massage                  | Option ref. 65302                    |


| MASSAGEPUMPEN               |                    |
|-----------------------------|--------------------|
| Wassermassage / Jetpumpe    | 2 x 2.200 W / 3 HP |
| Relax Impact Pump / Gebläse | 1.150 W            |

| FILTER UND HEIZUNG        |                  |
|---------------------------|------------------|
| Silent Pump / Umwälzpumpe | 250 W            |
| Wasserehitzer             | 3.000 W          |
| Filtertyp                 | Kartuschenfilter |

| ELEKTRISCHE SPANNUNG                             |                   |
|--|-------------------|
| Leistung Option niedrige Stromstärke(W)/(A)230 V | 6.000 W / 25,9 A  |
| Stromspannung                                    | 230 V / 400 V III |

Ausführungstyp Becken

**Acrylfarben**



44 Weiß



27 Winter Solstice



59 Sterling




18 Sand



64 Pearl Shadow

Verkleidungstyp Außenrahmen



Solid Surface

Zubehör



*Spa-Leiter NUSSBAUM  
(oder Woodermax GRAPHIT)*



*Kit Aromatherapie Beutel*



*Wasserpflege-Kit*

Im Rahmen unserer Bemühungen um ständige Verbesserungen behalten wir uns das Recht vor, ohne weitere Bekanntmachungen Änderungen an der Konstruktion und den technischen Daten vorzunehmen.

# WAVE



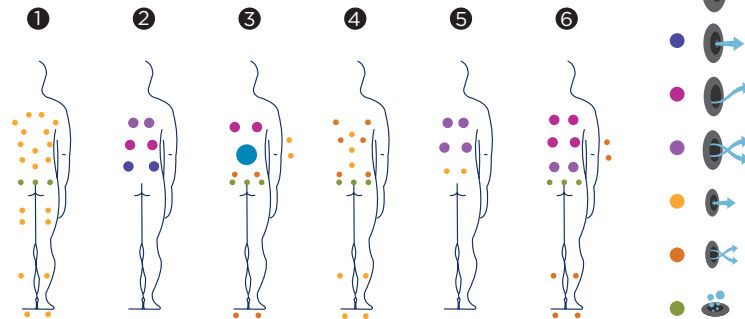
El modelo Wave, no sólo dispone de un diseño exclusivo en su exterior; el interior del Spa ha sido diseñado para ofrecer la máxima movilidad del usuario, buscando las formas suaves y ofreciendo diferentes niveles de profundidad de baño. Esta característica permite al bañista disponer de un sinfín de opciones en el interior del Spa: podrá sentarse, tumbarse, buscar su posición preferida, mientras disfruta de un masaje de alta calidad.

**Posiciones:** 6

**Medidas:** 233 x 233 x 90



|                  |  |  |
|------------------|--|--|
|                  |  |  |
|                  |  |  |
|                  |  |  |
| <b>Opcional:</b> |  |  |
|                  |  |  |
|                  |  |  |





ref: 65301

## Características técnicas

|                                |                |
|--------------------------------|----------------|
| Medidas ( ±2cm)                | 233 x 233 x 90 |
| Posiciones (sentado / tumbado) | 6 (6 / -)      |
| Volumen Agua (l)               | 1.180          |
| Peso (vacío/lleño) (kg)        | 536 / 1.716    |

|                                    |                        |
|------------------------------------|------------------------|
| Tipo Revestimiento Mueble Exterior | Solid Surface + Enigma |
| Sin revestimiento                  | Opcional               |
| Colores Acrílico                   | 44 / 27 / 59 / 18 / 64 |

| PRESTACIONES                    |           |
|---------------------------------|-----------|
| Total Puntos de Masaje          | <b>78</b> |
| Micro Masaje Localizado Presión | 34        |
| Masaje Rotativo Antitensión     | 32        |
| Boquillas Relax Impact System   | 12        |
| Jets/Boquillas Inoxidable       | •         |
| Reposacabezas                   | -         |
| Panel de Control Digital        | •         |
| Ultraviolet Treatment UV        | •         |
| Estructura Metálica Galvanizada | •         |
| Base ABS                        | •         |
| Energy Saving Cover             | •         |
| EcoSpa                          | •         |
| Nordic Insulation System        | Opcional  |

| ACABADOS                     |  |
|------------------------------|--|
| Colour Sense                 | 2 LED+24 MiniLED+Accesorios iluminados |
| Pure Line Lighting           | •                                      |
| Surround Bluetooth Audio     | Opcional                               |
| Mueble Woodermax             | -                                      |
| Design Line                  | -                                      |
| Aromatherapy                 | •                                      |
| Touch Panel Programable Wifi | Opcional                               |
| Flexible Massage             | Opcional ref. 65302                    |


| BOMBAS DE MASAJE  |                    |
|-------------------|--------------------|
| Masaje de agua    | 2 x 2.200 W / 3 CV |
| Relax Impact Pump | 1.150 W            |

| FILTRACIÓN Y CALEFACCIÓN |          |
|--------------------------|----------|
| Bomba de recirculación   | 250 W    |
| Calentador de agua       | 3.000 W  |
| Tipo de filtro           | Cartucho |

| CORRIENTE ELÉCTRICA                          |                   |
|--|-------------------|
| Potencia requerida LOW AMP (W) / (A) a 230 V | 6.000 W / 25,9 A  |
| Voltaje                                      | 230 V / 400 V III |

### Acabados Casco

### Colores Acrílico



44 Blanco




27 Winter Solstice



59 Sterling




18 Sand



64 Pearl Shadow

### Acabados Mueble



Solid Surface

### Accesorios



*Escalera NOGAL  
(o modelo GRAFITO)*



*Kit Recambios Aromatherapy*



*Kit de desinfección*

Como parte de nuestra política de mejoramiento continuo, nos reservamos el derecho de modificar el diseño y/o especificaciones sin previo aviso.



# WAVE



L'esclusività del design del modello Wave non si limita alla parte esterna; l'interno della spa è stato infatti progettato per offrire all'utente la massima mobilità, con forme morbide e diverse profondità di immersione. Questa caratteristica permette di disporre di un'infinità di opzioni all'interno della spa: ci si potrà sedere, stendere, cercare la posizione preferita, mentre si gode di un massaggio di alta qualità.

**Posizioni:** 6

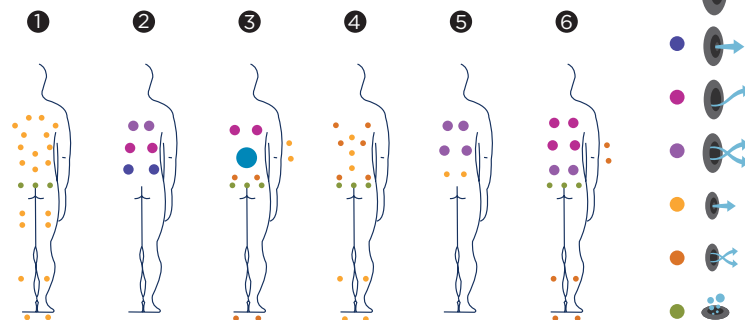
**Misure:** 233 x 233 x 90



|  |  |  |
|--|--|--|
|  |  |  |
|  |  |  |
|  |  |  |
|  |  |  |

Opcional:

|  |  |  |  |
|--|--|--|--|
|  |  |  |  |
|--|--|--|--|





ref: 65301

## Caratteristiche

|                               |                |
|-------------------------------|----------------|
| Misure ( ±2 cm)               | 233 x 233 x 90 |
| Posizioni (seduto / sdraiato) | 6 (6 / -)      |
| Volume acqua (l)              | 1.180          |
| Peso (vuota/piena) (kg)       | 536 / 1.716    |

|   |                        |
|---|------------------------|
| Tipo di rivestimento del mobile esterno | Solid Surface + Enigma |
| Senza rivestimento                      | Opzionale              |
| Colori Acrilico*                        | 44 / 27 / 59 / 18 / 64 |

| PRESTAZIONI                             |           |
|---|-----------|
| Totale punti di massaggio               | <b>78</b> |
| Micro massaggio localizzato a pressione | 34        |
| Massaggio rotativo antitensione         | 32        |
| Bocchette Relax Impact System           | 12        |
| Jet/Bocchette Inossidabile              | •         |
| Poggiatesta                             | -         |
| Pannello di controllo digitale          | •         |
| Ultraviolet Treatment UV                | •         |
| Struttura metallica galvanizzata        | •         |
| Base ABS                                | •         |
| Energy Saving Cover                     | •         |
| EcoSpa                                  | •         |
| Nordic Insulation System                | Opzionale |

| FINITURE                        |                                       |
|---------------------------------|---------------------------------------|
| Colour Sense                    | 2 LED+24 MiniLED+Accessori illuminati |
| Pure Line Lighting              | •                                     |
| Surround Bluetooth Audio        | Opzionale                             |
| Mobile Woodermax                | -                                     |
| Design Line                     | -                                     |
| Aromatherapy                    | •                                     |
| Touch Panel Programmabile Wi-Fi | Opzionale                             |
| Flexible Massage                | Opzionale ref. 65302                  |


| POMPE DI MASSAGGIO |                    |
|--------------------|--------------------|
| Massaggio ad acqua | 2 x 2.200 W / 3 CV |
| Relax Impact Pump  | 1.150 W            |

| FILTRAGGIO E RISCALDAMENTO |          |
|----------------------------|----------|
| Pompa di ricircolo         | 250 W    |
| Scaldaeacqua               | 3.000 W  |
| Tipo di filtro             | Cartucho |

| CORRENTE ELETTRICA                           |                   |
|--|-------------------|
| Potenza necessaria LOW AMP (W) / (A) a 230 V | 6.000 W / 25,9 A  |
| Tensione                                     | 230 V / 400 V III |

### Materiale Vasca

### Colori superficie acrilica



44 Bianco



27 Winter Solstice



59 Sterling




18 Sand



64 Pearl Shadow

### Mobile in sintetico



Solid Surface

### Accessori



*Escaletta NOCE  
(o GRAFITE)*



*Kit ricambi Aromatherapy*



*Kit di disinfezione*

Fedeli alla nostra politica di continuo miglioramento, ci riserviamo il diritto di modificare il design e/o le specifiche senza preavviso.

# WAVE



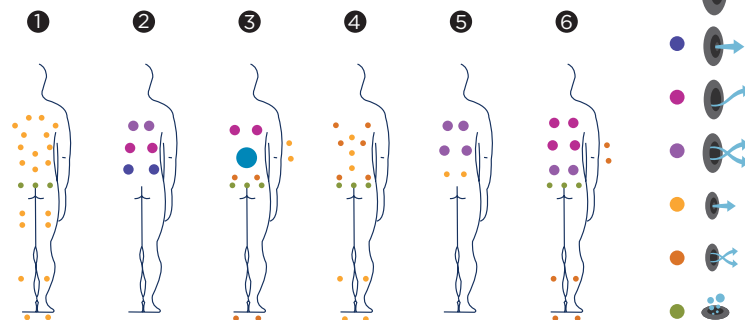
Het Wave model heeft niet alleen een exclusieve buitendesign ; de binnenkant van de Spa is ontworpen om de gebruiker maximale mobiliteit te bieden , deze heeft een comfortabele vorm en biedt verschillende bad dieptes . Deze functie biedt de gebruikers talloze mogelijkheden in de Spa: ze kunnen zitten , liggen en hun favoriete positie vinden, terwijl ze van een hoge kwaliteitsmassage genieten.

**Posities:** 6

**Afmetingen:** 233 x 233 x 90



|                   |  |  |
|-------------------|--|--|
|                   |  |  |
|                   |  |  |
|                   |  |  |
|                   |  |  |
| <b>Optioneel:</b> |  |  |
|                   |  |  |
|                   |  |  |





ref. 65301

## Technische eigenschappen

|                             |                |
|-----------------------------|----------------|
| Afmetingen (± 2 cm)         | 233 x 233 x 90 |
| Posities (zit-/ligplaatsen) | 6 (6 / -)      |
| Watervolume (L)             | 1.180          |
| Gewicht (leeg/vol) (kg)     | 536 / 1.716    |

|                  |                        |
|------------------|------------------------|
| Coating raamwerk | Solid Surface + Enigma |
| Zonder raamwerk  | Optioneel              |
| Acrylkleuren     | 44 / 27 / 59 / 18 / 64 |

| KENMERKEN                          |           |
|------------------------------------|-----------|
| Aantal massagepunten               | <b>78</b> |
| Micromassage met hoge druk         | 34        |
| Cirkelvormige anti-stressmassage   | 32        |
| Relax Impact System-injectoren     | 12        |
| Roestvrijstalen injectoren         | •         |
| Hoofsteunen                        | –         |
| Digitaal bedieningspaneel          | •         |
| Ultraviolet behandeling            | •         |
| Structuur in gegalvaniseerd metaal | •         |
| Basis in ABS                       | •         |
| Energy Saving Cover                | •         |
| EcoSpa                             | •         |
| Nordic Insulation System           | Optioneel |

| AFWERKINGEN                        |  |
|------------------------------------|--|
| Colour Sense                       | 2 LED+24 MiniLED+Verlichte accessoires |
| Pure Line Lighting                 | •                                      |
| Surround Bluetooth Audio           | Optioneel                              |
| Woodermax-raamwerk                 | –                                      |
| Design Line                        | –                                      |
| Aromatherapie                      | •                                      |
| Programmeerbaar wifi-aanraakscherm | Optioneel                              |
| Flexible Massage                   | Optioneel ref. 65302                   |


| MASSAGEPOMPEN     |                    |
|-------------------|--------------------|
| Watermassage      | 2 x 2.200 W / 3 PK |
| Relax Impact-pomp | 1.150 W            |

| FILTRATIE EN VERWARMING |         |
|-------------------------|---------|
| Hercirculatiepomp       | 250 W   |
| Waterboiler             | 3.000 W |
| Filtertype              | Patroon |

| INSTALLATIE                                  |                   |
|--|-------------------|
| Vereist vermogen LOW AMP (W) / (A) aan 230 V | 6.000 W / 25,9 A  |
| Spanning                                     | 230 V / 400 V III |

### Afwerking

#### Acrylkleuren



44 White




27 Winter Solstice



59 Sterling




18 Sand



64 Pearl Shadow

### Coating raamwerk



Solid Surface

### Accessoires



WALNOOT / GRAPHITE Spatrapje



Aromatherapie-navullingen



Ideale kit voor het reinigen van uw spawater

Overeenkomstig ons beleid van voortdurende ontwikkeling behouden wij ons het recht voor om de specificaties geheel of gedeeltelijk te wijzigen zonder voorafgaande kennisgeving.

# WAVE



Tento model Wave má nejen unikátní design na vnější straně, ale uvnitř vany byl navržen tak, aby nabídl maximální mobilitu uživatelů, poskytuje různé tvary a úrovně hloubky vany. Tato funkčnost umožňuje koupajícím nekonečné možnosti. Můžete sedět, ležet, najít si nejlepší polohu a zároveň se těšit z vysoce kvalitní masáže.

**Pozice:** 6

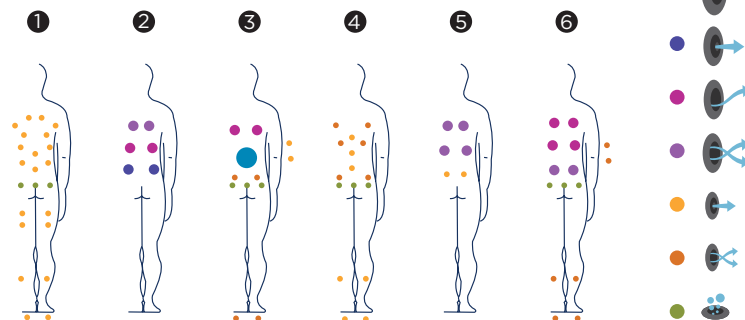
**Rozměry:** 233 x 233 x 90



|  |  |  |
|--|--|--|
|  |  |  |
|  |  |  |
|  |  |  |
|  |  |  |

Volitelné:

|  |  |  |  |
|--|--|--|--|
|  |  |  |  |
|--|--|--|--|





ref: 65301

## Technická Specifikace

|                          |                |
|--------------------------|----------------|
| Rozměry ( ±2cm)          | 233 x 233 x 90 |
| Pozice (sedačky/lehátka) | 6 (6 / -)      |
| Vodní Kapacita (l)       | 1.180          |
| Váha (Prázdňá/Plná) (kg) | 536 / 1.716    |

|              |                        |
|--------------|------------------------|
| Obložení     | Solid Surface + Enigma |
| Bez obložení | Volitelné              |
| Barva Akrylu | 44 / 27 / 59 / 18 / 64 |

| VÝBAVA                   |           |
|--------------------------|-----------|
| Celkový Počet Trysek     | <b>78</b> |
| Přímé Trysky             | 34        |
| Antistresové Rotační     | 32        |
| Vzduchové Trysky         | 12        |
| Nerezové Provedení       | •         |
| Opěrky                   | -         |
| Digitální Ovládací Panel | •         |
| Uv Lampa                 | •         |
| Pozinkovaná Konstrukce   | •         |
| Abs Zpodní Plát          | •         |
| Termokryt                | •         |
| Ecospa                   | •         |
| Nordic Insulation System | Volitelné |

| DOPLŇKOVÁ VÝBAVA          |  |
|---------------------------|--|
| Colour Sense              | 2 LED + 24 MiniLED + Illuminated accessories |
| Podsvícení Obložení       | •  |
| Bluetooth Surround Systém | Volitelné                                    |
| Woodermax Obložení        | -  |
| Design Line               | -  |
| Aromaterapie              | •  |
| Wi-Fi Dotykový Panel      | Volitelné                                    |
| Flexible Massage          | Volitelné ref. 65302                         |


| MASÁŽNÍ ČERPADLA   |                    |
|--------------------|--------------------|
| Vodní Čerpadlo     | 2 x 2.200 W / 3 HP |
| Vzduchové Čerpadlo | 1.150 W            |

| FILTRACE A OHŘEV    |           |
|---------------------|-----------|
| Cirkulační Čerpadlo | 250 W     |
| Ohřev               | 3.000 W   |
| Typ Filtru          | Cartridge |

| ELEKTRICKÉ PŘIPOJENÍ              |                   |
|-----------------------------------|-------------------|
| Příkon Low Amp (W) / (A) To 230 V | 6.000 W / 25,9 A  |
| Napájení                          | 230 V / 400 V III |

### Provedení Skořepiny

### Barva Akrylu



44 White




27 Winter Solstice



59 Sterling




18 Sand



64 Pearl Shadow

### Obložení



Solid Surface

### Doplňky



WALNUT / GRAPHITE Schody



Usnadní Zvedání A Manipulaci



Ideální sada pro údržbu vody ve vířivce

Overeenkomstig ons beleid van voortdurende ontwikkeling behouden wij ons het recht voor om de specificaties geheel of gedeeltelijk te wijzigen zonder voorafgaande kennisgeving.